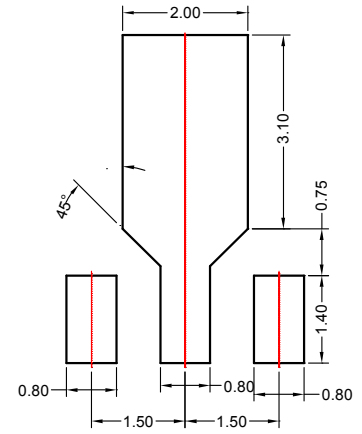
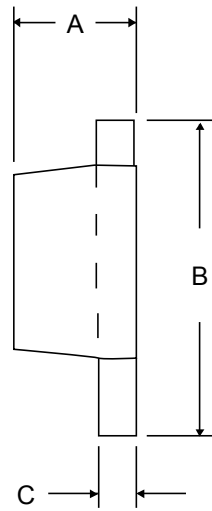
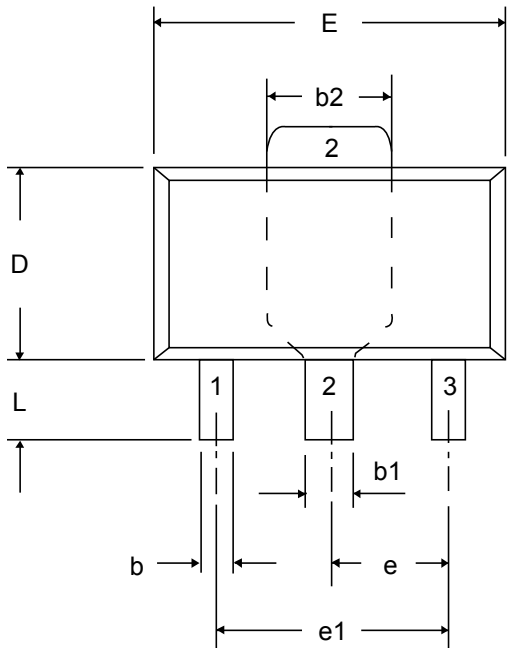


華瑞功率電子股份有限公司

CET-MOS Corporation

SOT-89 產品外觀尺寸圖 (Product Outline Dimension)



RECOMMENDED LAND PATTERN

SYMBOLS	MILLIMETERS		INCHES	
	MIN	MAX	MIN	MAX
A	1.400	1.600	0.055	0.063
B	4.000	4.400	0.157	0.173
b	0.370	0.470	0.015	0.019
b1	0.450	0.560	0.018	0.022
b2	1.550	1.750	0.061	0.069
C	0.360	0.460	0.014	0.018
D	2.300	2.700	0.090	0.106
E	4.300	4.700	0.169	0.185
e	1.400	1.600	0.055	0.063
e1	2.950	3.050	0.116	0.120
L	0.800	1.200	0.031	0.047

TITLE	SH	OF	SPEC. NO.	REV.
-------	----	----	-----------	------